


GRANDE PRÉMIO TISSOT DE PORTUGAL

Practice Nr. 3

Classification

10

	Rider	Nation	Team	Motorcycle	Time	Lap Total	Gap	Top Speed
1	40 Aron CANET	SPA	Pons Wegow Los40	KALEX	1'42.003	12 14		291.1
2	12 Filip SALAC	CZE	QJMOTOR Gresini Moto2	KALEX	1'42.089	11 12	0.086 0.086	288.0
3	37 Pedro ACOSTA	SPA	Red Bull KTM Ajo	KALEX	1'42.128	13 13	0.125 0.039	291.8
4	21 Alonso LOPEZ	SPA	CAG SpeedUp	BOSCOSCURO	1'42.146	13 15	0.143 0.018	284.9
5	54 Fermín ALDEGUER	SPA	CAG SpeedUp	BOSCOSCURO	1'42.174	13 15	0.171 0.028	285.7
6	7 Barry BALTUS	BEL	Fieten Olie Racing GP	KALEX	1'42.200	11 14	0.197 0.026	291.8
7	18 Manuel GONZALEZ	SPA	Correos Prepago Yamaha VR46 M	KALEX	1'42.376	9 13	0.373 0.176	289.5
8	96 Jake DIXON	GBR	Inde GASGAS Aspar M2	KALEX	1'42.438	10 11	0.435 0.062	284.2
9	22 Sam LOWES	GBR	Elf Marc VDS Racing Team	KALEX	1'42.451	12 15	0.448 0.013	284.9
10	13 Celestino VIETTI	ITA	Fantic Racing	KALEX	1'42.510	12 13	0.507 0.059	288.7
11	64 Bo BENDSNEYDER	NED	Pertamina Mandalika SAG Team	KALEX	1'42.567	9 14	0.564 0.057	284.2
12	11 Sergio GARCIA	SPA	Pons Wegow Los40	KALEX	1'42.601	13 15	0.598 0.034	289.5
13	35 Somkiat CHANTRA	THA	IDEMITSU Honda Team Asia	KALEX	1'42.613	14 14	0.610 0.012	284.9
14	75 Albert ARENAS	SPA	Red Bull KTM Ajo	KALEX	1'42.654	12 14	0.651 0.041	289.5
15	16 Joe ROBERTS	USA	Italtrans Racing Team	KALEX	1'42.658	11 14	0.655 0.004	287.2
16	14 Tony ARBOLINO	ITA	Elf Marc VDS Racing Team	KALEX	1'42.785	11 14	0.782 0.127	288.0
17	15 Darryn BINDER	RSA	Liqui Moly Husqvarna Intact GP	KALEX	1'42.889	9 12	0.886 0.104	293.4
18	52 Jeremy ALCOBA	SPA	QJMOTOR Gresini Moto2	KALEX	1'42.907	11 14	0.904 0.018	287.2
19	72 Borja GOMEZ	SPA	Fantic Racing	KALEX	1'42.947	11 14	0.944 0.040	291.1
20	71 Dennis FOGGIA	ITA	Italtrans Racing Team	KALEX	1'43.024	9 12	1.021 0.077	290.3
21	84 Zonta VD GOORBERGH	NED	Fieten Olie Racing GP	KALEX	1'43.183	3 6	1.180 0.159	290.3
22	4 Sean Dylan KELLY	USA	American Racing	KALEX	1'43.315	14 14	1.312 0.132	281.2
23	24 Marcos RAMIREZ	SPA	Forward Team	FORWARD	1'43.541	12 14	1.538 0.226	286.4
24	19 Lorenzo DALLA PORTA	ITA	Pertamina Mandalika SAG Team	KALEX	1'43.591	14 14	1.588 0.050	288.7
25	33 Rory SKINNER	GBR	American Racing	KALEX	1'43.828	9 13	1.825 0.237	284.2
26	5 Kohta NOZANE	JPN	Correos Prepago Yamaha VR46 M	KALEX	1'44.517	2 2	2.514 0.689	280.5
27	81 Jordi TORRES	SPA	Inde GASGAS Aspar M2	KALEX	1'44.742	5 13	2.739 0.225	283.4
28	98 David SANCHIS	SPA	Forward Team	FORWARD	1'45.211	14 14	3.208 0.469	277.6

Practice condition: Dry

Air: 18°

Humidity: 74%

Ground: 24°

Fastest Lap:	Lap: 12	Aron CANET	1'42.003	162 Km/h
Best Race Lap:	2020	Remy GARDNER	1'42.504	161.2 Km/h
All Time Lap Record:	2023	Aron CANET	1'42.003	162.0 Km/h

The results are provisional until the end of the limit for protest and appeals.

Time limit for protest expires 30' after publication of the results - Time:

These data/results cannot be reproduced, stored and/or transmitted in whole or in part by any manner of electronic, mechanical, photocopying, recording, broadcasting or otherwise now known or herein after developed without the previous express consent by the copyright owner, except for reproduction in daily press and regular printed publications on sale to the public within 60 days of the event related to those data/results and always provided that copyright symbol appears together as follows below.

© DORNA, 2023

Official MotoGP Timing by TISSOT
www.motogp.com

Portimao, Saturday, March 25, 2023





GRANDE PRÉMIO TISSOT DE PORTUGAL

Practice Nr. 3

Combined Free Practice Times

11

	Rider	Nation	Team	MOTORCYCLE	P1	P2	P3	Gap
1	40 A.CANET	SPA	Pons Wegow Los40	KALEX	1'43.397 10	1'42.926 7	1'42.003 12	
2	12 F.SALAC	CZE	QJMOTOR Gresini Moto2	KALEX	1'43.644 4	1'42.730 12	1'42.089 11	0.086 0.086
3	37 P.ACOSTA	SPA	Red Bull KTM Ajo	KALEX	1'43.051 8	1'42.391 15	1'42.128 13	0.125 0.039
4	21 A.LOPEZ	SPA	CAG SpeedUp	BOSCOSCURO	1'43.629 10	1'42.920 11	1'42.146 13	0.143 0.018
5	54 F.ALDEGUER	SPA	CAG SpeedUp	BOSCOSCURO	1'43.275 7	1'43.039 15	1'42.174 13	0.171 0.028
6	7 B.BALTUS	BEL	Fieten Olie Racing GP	KALEX	1'43.970 4	1'43.293 5	1'42.200 11	0.197 0.026
7	18 M.GONZALEZ	SPA	Correos Prepago Yamaha VR46 Ma	KALEX	1'43.225 5	1'42.825 5	1'42.376 9	0.373 0.176
8	96 J.DIXON	GBR	Inde GASGAS Aspar M2	KALEX	1'43.046 4	1'42.489 10	1'42.438 10	0.435 0.062
9	22 S.LOWES	GBR	Elf Marc VDS Racing Team	KALEX	1'43.329 10	1'42.762 7	1'42.451 12	0.448 0.013
10	13 C.VIETTI	ITA	Fantic Racing	KALEX	1'43.360 8	1'42.820 19	1'42.510 12	0.507 0.059
11	64 B.BENDSNEYDE	NED	Pertamina Mandalika SAG Team	KALEX	1'43.771 6	1'43.093 11	1'42.567 9	0.564 0.057
12	11 S.GARCIA	SPA	Pons Wegow Los40	KALEX	1'44.211 5	1'44.243 12	1'42.601 13	0.598 0.034
13	35 S.CHANTRA	THA	IDEMITSU Honda Team Asia	KALEX	1'43.726 9	1'43.404 3	1'42.613 14	0.610 0.012
14	75 A.ARENAS	SPA	Red Bull KTM Ajo	KALEX	1'44.381 4	1'43.496 14	1'42.654 12	0.651 0.041
15	16 J.ROBERTS	USA	Italtrans Racing Team	KALEX	1'44.906 9	1'43.193 13	1'42.658 11	0.655 0.004
16	14 T.ARBOLINO	ITA	Elf Marc VDS Racing Team	KALEX	1'43.233 6	1'42.760 11	1'42.785 11	0.757 0.102
17	15 D.BINDER	RSA	Liqui Moly Husqvarna Intact GP	KALEX	1'44.619 5	1'43.466 5	1'42.889 9	0.886 0.129
18	52 J.ALCOBA	SPA	QJMOTOR Gresini Moto2	KALEX	1'43.719 6	1'43.446 14	1'42.907 11	0.904 0.018
19	72 B.GOMEZ	SPA	Fantic Racing	KALEX	1'44.350 6	1'43.702 14	1'42.947 11	0.944 0.040
20	71 D.FOGGIA	ITA	Italtrans Racing Team	KALEX	1'45.556 9	1'43.902 15	1'43.024 9	1.021 0.077
21	84 Z.VD GOORBERG	NED	Fieten Olie Racing GP	KALEX	1'44.538 6	1'44.267 14	1'43.183 3	1.180 0.159
22	4 S.KELLY	USA	American Racing	KALEX	1'44.885 9	1'43.528 13	1'43.315 14	1.312 0.132
23	24 M.RAMIREZ	SPA	Forward Team	FORWARD	1'44.766 6	1'43.993 9	1'43.541 12	1.538 0.226
24	19 L.DALLA PORTA	ITA	Pertamina Mandalika SAG Team	KALEX	1'45.108 6	1'44.272 14	1'43.591 14	1.588 0.050
25	33 R.SKINNER	GBR	American Racing	KALEX	1'44.643 6	1'44.329 5	1'43.828 9	1.825 0.237
26	5 K.NOZANE	JPN	Correos Prepago Yamaha VR46 Ma	KALEX	1'45.425 9	1'45.008 15	1'44.517 2	2.514 0.689
27	81 J.TORRES	SPA	Inde GASGAS Aspar M2	KALEX	1'47.847 7	1'45.476 17	1'44.742 5	2.739 0.225
28	98 D.SANCHIS	SPA	Forward Team	FORWARD		1'46.089 9	1'45.211 14	3.208 0.469

Pole Position Record:	2021	Raul FERNANDEZ	1'42.101	161.9 Km/h
Best Race Lap:	2020	Remy GARDNER	1'42.504	161.2 Km/h
All Time Lap Record:	2023	Aron CANET	1'42.003	162.0 Km/h

The results are provisional until the end of the limit for protest and appeals.

Time limit for protest expires 60' after publication of the results - Time:

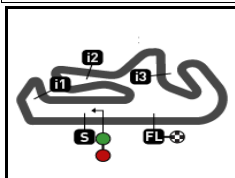
These data/results cannot be reproduced, stored and/or transmitted in whole or in part by any manner of electronic, mechanical, photocopying, recording, broadcasting or otherwise now known or herein after developed without the previous express consent by the copyright owner, except for reproduction in daily press and regular printed publications on sale to the public within 60 days of the event related to those data/results and always provided that copyright symbol appears together as follows below.

© DORNA, 2023

Official MotoGP Timing by TISSOT
www.motogp.com

Portimao, Saturday, March 25, 2023





4592 m.

GRANDE PRÉMIO TISSOT DE PORTUGAL

Practice Nr. 3

Top Speed & Average

12



Rider	Nation	Motorcycle	Top 5 speeds					Average	Top
15 Darryn BINDER	RSA	KALEX	293.4	292.6	292.6	291.8	291.1	292.1	293.4
7 Barry BALTUS	BEL	KALEX	291.8	290.3	288.7	288.7	288.7	289.6	291.8
37 Pedro ACOSTA	SPA	KALEX	291.8	291.8	291.8	291.1	291.1	291.5	291.8
40 Aron CANET	SPA	KALEX	291.1	289.5	289.5	288.7	288.7	289.5	291.1
72 Borja GOMEZ	SPA	KALEX	291.1	288.7	288.7	288.0	288.0	288.9	291.1
71 Dennis FOGGIA	ITA	KALEX	290.3	290.3	289.5	288.7	288.7	289.5	290.3
84 Zonta VD GOORBERGH	NED	KALEX	290.3	289.5	288.0	287.2	284.2	287.8	290.3
11 Sergio GARCIA	SPA	KALEX	289.5	288.7	288.7	288.0	288.0	288.6	289.5
18 Manuel GONZALEZ	SPA	KALEX	289.5	287.2	287.2	287.2	286.4	287.5	289.5
75 Albert ARENAS	SPA	KALEX	289.5	288.7	288.7	288.0	288.0	288.5	289.5
13 Celestino VIETTI	ITA	KALEX	288.7	288.7	288.0	288.0	287.2	288.0	288.7
19 Lorenzo DALLA PORTA	ITA	KALEX	288.7	287.2	286.4	286.4	286.4	286.8	288.7
12 Filip SALAC	CZE	KALEX	288.0	286.4	286.4	285.7	285.7	286.3	288.0
14 Tony ARBOLINO	ITA	KALEX	288.0	288.0	286.4	286.4	286.4	286.9	288.0
16 Joe ROBERTS	USA	KALEX	287.2	287.2	285.7	285.7	285.7	286.1	287.2
52 Jeremy ALCOBA	SPA	KALEX	287.2	286.4	286.4	286.4	286.4	286.6	287.2
24 Marcos RAMIREZ	SPA	FORWARD	286.4	284.9	284.2	284.2	284.2	284.7	286.4
54 Fermín ALDEGUER	SPA	BOSCOSCURO	285.7	283.4	283.4	283.4	282.7	283.6	285.7
21 Alonso LOPEZ	SPA	BOSCOSCURO	284.9	284.9	283.4	281.9	281.9	282.7	284.9
22 Sam LOWES	GBR	KALEX	284.9	284.9	284.2	284.2	283.4	284.3	284.9
35 Somkiat CHANTRA	THA	KALEX	284.9	284.2	284.2	283.4	283.4	283.8	284.9
33 Rory SKINNER	GBR	KALEX	284.2	284.2	284.2	283.4	283.4	283.8	284.2
64 Bo BENDSNEYDER	NED	KALEX	284.2	284.2	284.2	283.4	283.4	283.7	284.2
96 Jake DIXON	GBR	KALEX	284.2	284.2	283.4	282.7	281.9	283.3	284.2
81 Jordi TORRES	SPA	KALEX	283.4	283.4	282.7	281.9	279.7	281.8	283.4
4 Sean Dylan KELLY	USA	KALEX	281.2	281.2	280.5	280.5	280.5	280.7	281.2
5 Kohta NOZANE	JPN	KALEX	280.5	279.0				279.8	280.5
98 David SANCHIS	SPA	FORWARD	277.6	277.6	276.9	276.9	276.9	277.1	277.6

These data/results cannot be reproduced, stored and/or transmitted in whole or in part by any manner of electronic, mechanical, photocopying, recording, broadcasting or otherwise now known or herein after developed without the previous express consent by the copyright owner, except for reproduction in daily press and regular printed publications on sale to the public within 60 days of the event related to those data/results and always provided that copyright symbol appears together as follows below.

© DORNA, 2023

Official MotoGP Timing by TISSOT
www.motogp.com



Portimao, Saturday, March 25, 2023



GRANDE PRÉMIO TISSOT DE PORTUGAL
Practice Nr. 3
Chronological Analysis of Performances

13

* Lap / Sector time cancelled T1 Time from finish line to 1st intermediate T3 Time from 2nd intermed. to 3rd intermed.
P Crossing the finish line in pit lane T2 Time from 1st intermed. to 2nd intermed. T4 Time from 3rd intermediate to finish line

Lap	Lap Time	T1	T2	T3	T4	Speed	Lap	Lap Time	T1	T2	T3	T4	Speed	
1st	40	Aron CANET Pons Wegow Los40 SPA						13	1'42.128	21.452	32.605	15.408	32.663	289.5
		Runs=2 Total laps=14 Full laps=11 Valid laps=9												
1	2'32.440	13.310	34.180	16.106	33.374									
2	1'50.184	27.686	34.070	15.656	32.772	284.9								
3	1'43.358 *	21.792	33.001	15.699	32.866*	287.2								
4	1'42.843 *	21.685	32.865	15.578	32.715*	286.4								
5	1'42.726	21.584	32.762	15.544	32.836	287.2								
6	1'43.630	21.583	33.049	15.596	33.402	289.5								
7	1'47.560	21.537	33.482	15.572	36.969	288.7								
8	2'03.899 P	21.734	32.875	15.555	53.735	285.7								
9	7'50.130	17.961	34.997	15.827	32.971									
10	1'46.279	21.649	32.688	17.005	34.937	285.7								
11	1'42.431	21.640	32.634	15.446	32.711	291.1								
12	1'42.003	21.567	32.561	15.414	32.461	288.7								
13	1'50.605	28.163	34.458	15.512	32.472	289.5								
14	1'42.300	21.470	32.817	15.433	32.580	288.0								
4th	21	Alonso LOPEZ CAG SpeedUp SPA												
		Runs=2 Total laps=15 Full laps=12 Valid laps=12												
1	1'55.324	13.377	34.175	15.946	33.687									
2	1'43.693	21.984	33.040	15.725	32.944	279.0								
3	1'43.663	21.971	32.985	15.710	32.997	279.7								
4	1'46.571	23.111	34.479	15.715	33.266	280.5								
5	1'43.113	21.673	32.939	15.693	32.808	281.2								
6	1'44.975	22.272	33.648	15.928	33.127	281.9								
7	1'42.963	21.603	33.083	15.524	32.753	281.9								
8	1'42.972	21.872	32.887	15.480	32.733	281.9								
9	1'42.860	21.577	33.080	15.504	32.699	281.9								
10	1'42.814	21.557	32.871	15.604	32.782	281.9								
11	2'03.932 P	23.008	34.721	16.303	49.900	281.9								
12	6'52.413	15.434	34.166	15.653	33.045									
13	1'42.146	21.469	32.694	15.387	32.596	284.9								
14	1'44.322	23.267	32.836	15.472	32.747	284.9								
15	1'42.586	21.587	32.822	15.474	32.703	283.4								
5th	54	Fermín ALDEGUER CAG SpeedUp SPA												
		Runs=2 Total laps=15 Full laps=12 Valid laps=11												
1	2'08.495	13.926	35.239	16.163	33.266									
2	1'44.511 *	22.462	33.408*	15.890	32.751	278.3								
3	1'42.992	21.747	33.007	15.527	32.711	281.9								
4	1'43.018	21.715	33.271	15.418	32.614	281.9								
5	1'42.895	21.607	32.865	15.618	32.805	283.4								
6	1'42.771	21.622	33.038	15.487	32.624	281.9								
7	1'50.795	24.746	36.508	16.165	33.376	283.4								
8	1'42.562	21.624	33.040	15.453	32.445	281.2								
9	2'03.974 P	24.195	34.148	16.358	49.273	281.9								
10	6'33.753	17.340	34.989	15.791	32.840									
11	1'43.104	21.643	33.232	15.665	32.564	283.4								
12	1'44.763	23.178	33.079	15.727	32.779	282.7								
13	1'42.174	21.549	32.779	15.419	32.427	282.7								
14	1'50.129	22.014	37.895	16.851	33.369	281.9								
15	1'42.434	21.557	32.888	15.416	32.573	285.7								
6th	7	Barry BALTUS Fieten Olie Racing GP BEL												
		Runs=2 Total laps=14 Full laps=11 Valid laps=6												
1	2'21.571	13.512	34.487	16.164	33.387									
2	1'44.318 *	22.202	33.107	15.899	33.110*	286.4								
3	1'43.263 *	21.645	32.826	15.846	32.946*	288.7								
4	1'47.792 *	22.118	33.123	15.636	36.915*	291.8								
5	1'42.959	21.537	32.815	15.680	32.927	287.2								
6	1'42.986	21.520	32.816	15.703	32.947	288.7								
Fastest Lap:	Aron CANET	Pons Wegow Los40 SPA					1'42.003	21.567	32.561	15.414	32.461			

These data/results cannot be reproduced, stored and/or transmitted in whole or in part by any manner of electronic, mechanical, photocopying, recording, broadcasting or otherwise now known or herein after developed without the previous express consent by the copyright owner, except for reproduction in daily press and regular printed publications on sale to the public within 60 days of the event related to those data/results and always provided that copyright symbol appears together as follows below.
© DORNA, 2023



Practice Nr. 3

Moto2

Lap	Lap Time	T1	T2	T3	T4	Speed	Lap	Lap Time	T1	T2	T3	T4	Speed		
7	2'01.233	P	21.774	33.952	16.101	49.406	288.0	10th	13	Celestino VIETTI	Fantic Racing	ITA			
8	7'16.503		13.760	33.569	15.788	32.747			Runs=2	Total laps=13	Full laps=10	Valid laps=8			
9	1'42.566	*	21.49*	32.613	15.566	32.895	286.4	1	2'21.528	14.036	34.762	16.235	33.436		
10	1'42.277		21.495	32.573	15.623	32.586	290.3	2	1'43.914	22.036	33.159	15.844	32.875	284.9	
11	1'42.200		21.526	32.553	15.508	32.613	287.2	3	1'43.552	*	21.882	32.903	15.741	33.026*	288.0
12	1'46.083	*	21.493	32.967	17.260	34.363*	288.7	4	1'43.465	*	21.811	32.907	15.738	33.009*	287.2
13	1'43.131		21.643	32.804	15.742	32.942	284.9	5	1'43.583	21.806	33.116	15.685	32.976	287.2	
14	1'43.286		21.758	32.794	15.736	32.998	282.7	6	1'44.017	21.789	32.938	15.699	33.591	284.9	
								7	2'11.400	P	27.302	35.331	16.980	51.787	286.4
7th	18	Manuel GONZALEZ	Correos Prepagos Yam SPA					8	9'50.797		15.267	34.406	16.056	33.300	
		Runs=2	Total laps=13	Full laps=10	Valid laps=8			9	1'43.078	21.820	32.932	15.678	32.648	284.9	
1	2'28.778		12.897	37.330	18.018	33.545		10	1'42.917	21.649	32.726	15.593	32.949	288.0	
2	1'44.666		22.495	33.240	15.763	33.168	284.9	11	1'42.820	21.835	32.683	15.544	32.758	288.7	
3	1'43.611	*	21.805	32.973	15.745	33.088*	284.9	12	1'42.510	21.616	32.780	15.529	32.585	286.4	
4	1'52.203	*	27.079	35.089	15.605	34.430*	282.7	13	1'42.765	21.692	32.813	15.511	32.749	288.7	
5	1'42.696		21.776	32.745	15.446	32.729	283.4								
6	1'44.332		22.030	33.398	15.724	33.180	283.4	11th	64	Bo BENDSNEYDER	Pertamina Mandalika	NED			
7	2'00.200	P	21.713	32.811	15.525	50.151	283.4			Runs=2	Total laps=14	Full laps=11	Valid laps=8		
8	9'40.870		14.679	34.796	15.766	33.210		1	2'34.778	13.993	34.182	16.121	33.503		
9	1'42.376		21.517	32.708	15.481	32.670	287.2	2	1'44.015	21.834	32.986	15.677	33.518	283.4	
10	1'51.212		27.799	34.357	15.875	33.181	287.2	3	1'42.894	*	21.670	32.861	15.486	32.877*	283.4
11	1'42.803		21.570	32.671	15.586	32.976	287.2	4	1'43.789	*	21.741	32.844	15.524	33.680*	279.7
12	1'42.505		21.563	32.784	15.551	32.607	286.4	5	1'42.745	21.680	32.814	15.457	32.794	284.2	
13	1'42.812		21.619	32.797	15.541	32.855	289.5	6	2'01.836	P	21.741	32.817	15.534	51.744	284.2
								7	8'10.590		14.082	33.795	15.828	32.890	
8th	96	Jake DIXON	Inde GASGAS Aspar GBR					8	1'44.214	*	22.87*	33.129*	15.488	32.723	281.9
		Runs=2	Total laps=11	Full laps=7	Valid laps=5			9	1'42.567	21.614	32.792	15.430	32.731	281.9	
1	2'33.955		13.383	34.390	16.167	33.503		10	1'43.050	21.633	32.956	15.507	32.954	283.4	
2	1'43.913		22.016	33.212	15.703	32.982	280.5	11	1'43.031	21.705	32.852	15.544	32.930	283.4	
3	1'43.101	*	21.717	32.699	15.545	33.140*	280.5	12	1'43.130	21.720	32.958	15.580	32.872	283.4	
4	1'43.616	*	22.018	32.931	15.666	33.001*	281.2	13	1'43.157	21.768	32.953	15.550	32.886	283.4	
5	1'42.773		21.751	32.676	15.569	32.777	281.9	14	1'43.114	21.772	32.961	15.568	32.813	284.2	
6	1'42.827		21.711	32.702	15.549	32.865	284.2								
7	2'10.736	P	29.211	35.512	16.471	49.542	284.2	12th	11	Sergio GARCIA	Pons Wegow Los40	SPA			
8	7'06.214		13.904	34.389	15.980	33.381				Runs=2	Total laps=15	Full laps=12	Valid laps=9		
9	1'43.213		21.888	32.938	15.556	32.831	281.2	1	2'02.472	13.131	34.072	16.282	33.741		
10	1'42.438		21.663	32.663	15.533	32.579	283.4	2	1'44.400	22.148	33.153	15.777	33.322	284.2	
11	2'37.462	P	21.640	32.567	50.187	53.068	282.7	3	1'44.250	21.915	33.255	15.811	33.269	284.2	
								4	1'43.716	21.795	32.951	15.733	33.237	284.9	
9th	22	Sam LOWES	Elf Marc VDS Racing GBR					5	1'43.986	21.886	33.049	15.866	33.185	284.9	
		Runs=2	Total laps=15	Full laps=12	Valid laps=12			6	1'43.922	21.821	33.045	15.801	33.255	284.2	
1	1'58.114		14.090	34.153	15.762	33.349		7	1'43.844	21.800	33.048	15.754	33.242	284.9	
2	1'43.870		22.214	33.150	15.604	32.902	281.9	8	2'02.197	P	22.057	33.957	16.228	49.955	283.4
3	1'42.821		21.821	32.720	15.411	32.869	283.4	9	6'36.327		14.038	33.704	16.550	37.735	
4	2'04.760	P	24.200	34.246	16.124	50.190	282.7	10	1'42.894	21.851	32.779	15.622	32.642	288.7	
5	6'37.614		14.624	39.942	16.111	33.409		11	1'51.209	*	21.649	32.994	15.918	40.648*	287.2
6	1'43.449		21.931	33.199	15.471	32.848	281.9	12	1'44.926	21.958	34.316	15.692	32.960	288.7	
7	1'42.783		21.808	32.832	15.485	32.658	280.5	13	1'42.601	21.525	32.719	15.638	32.719	289.5	
8	1'48.424		22.692	35.729	15.844	34.159	281.9	14	1'45.288	*	21.779	33.493*	17.203	32.813	288.0
9	1'43.066		21.817	32.750	15.636	32.863	281.9	15	1'42.920	*	21.760	32.787*	15.589	32.784	288.0
10	1'42.642		21.797	32.720	15.445	32.680	281.2								
11	1'56.613		22.410	38.668	21.652	33.883	281.9	13th	35	Somkiat CHANTRA	IDEMITSU Honda Tea	THA			
12	1'42.451		21.737	32.687	15.345	32.682	284.9			Runs=2	Total laps=14	Full laps=11	Valid laps=8		
13	1'43.429		22.499	32.698	15.364	32.868	284.9	1	3'02.275		13.662	35.002	16.223	33.937	
14	1'42.947		21.839	32.845	15.433	32.830	284.2	2	1'44.371	21.727	33.397	15.770	33.477	281.9	
15	1'42.697		21.724	32.685	15.340	32.948	284.2	3	1'43.937	*	21.806	32.922	15.681	33.528*	282.7

Fastest Lap: Aron CANET Pons Wegow Los40 SPA **1'42.003** 21.567 32.561 15.414 32.461

These data/results cannot be reproduced, stored and/or transmitted in whole or in part by any manner of electronic, mechanical, photocopying, recording, broadcasting or otherwise now known or herein after developed without the previous express consent by the copyright owner, except for reproduction in daily press and regular printed publications on sale to the public within 60 days of the event related to those data/results and always provided that copyright symbol appears together as follows below.
© DORNA, 2023

Practice Nr. 3

Moto2

Lap	Lap Time	T1	T2	T3	T4	Speed	Lap	Lap Time	T1	T2	T3	T4	Speed
4	1'43.369	21.764	32.926	15.586	33.093	282.7	9	1'44.984 *	22.18*	33.830*	15.812	33.155	281.9
5	1'43.198	21.751	33.015	15.531	32.901	282.7	10	1'42.969	21.739	32.748	15.560	32.922	283.4
6	1'42.903	21.660	32.775	15.571	32.897	284.2	11	1'42.785	21.654	32.776	15.568	32.787	285.7
7	2'02.639 P	22.005	33.657	16.247	50.730	283.4	12	1'42.868	21.601	32.834	15.638	32.795	286.4
8	6'16.469	13.732	36.266	16.665	33.950		13	1'47.471 *	24.909	33.486	15.769	33.307*	286.4
9	1'49.040 *	22.15*	37.771	15.860	33.252	281.9	14	1'43.096	21.701	32.885	15.564	32.946	284.9
10	1'42.979	21.651	32.836	15.582	32.910	283.4	17th 15 Darryn BINDER Liqui Moly Husqvarna RSA						
11	1'42.626	21.623	32.660	15.501	32.842	283.4	Runs=2 Total laps=12 Full laps=8 Valid laps=5						
12	1'43.569	22.126	32.871	15.603	32.969	284.2	1	2'19.769	14.326	35.436	16.514	33.976	
13	1'42.800 *	21.606	32.685	15.461	33.048*	284.9	2	1'46.320	22.325	34.322	16.561	33.112	285.7
14	1'42.613	21.623	32.662	15.505	32.823	283.4	3	1'43.803 *	21.990	33.006	15.671	33.136*	293.4
14th 75 Albert ARENAS Red Bull KTM Ajo SPA							4	1'48.166 *	22.471	32.923	15.767	37.005*	291.1
Runs=2 Total laps=14 Full laps=11 Valid laps=8							5	1'43.507	21.934	32.988	15.625	32.960	292.6
1	2'22.394	13.630	34.373	16.130	33.704		6	1'43.492	21.783	32.984	15.651	33.074	292.6
2	1'44.137	22.042	33.383	15.708	33.004	286.4	7	1'59.692 P	22.011	33.261	15.764	48.656	289.5
3	1'44.089 *	22.216	33.139	15.718	33.016*	288.0	8	8'02.051	14.017	36.873	16.764	35.408	
4	1'47.072 *	22.045	33.125	15.688	36.214*	287.2	9	1'42.889	21.803	32.779	15.611	32.696	288.7
5	1'43.406	21.961	32.967	15.684	32.794	287.2	10	1'55.110 *	21.800	32.764	15.596	44.950*	291.1
6	2'02.132 P	22.219	33.719	15.710	50.484	287.2	11	1'43.289	21.853	32.879	15.511	33.046	291.8
7	7'54.530	17.246	34.318	16.060	33.632		12	2'32.715 P	21.741	32.599	15.541	1'22.834	290.3
8	1'48.387	21.915	34.638	18.855	32.979	282.7	18th 52 Jeremy ALCOBA QJMOTOR Gresini M SPA						
9	1'43.101	22.066	32.776	15.585	32.674	288.0	Runs=2 Total laps=14 Full laps=11 Valid laps=8						
10	1'52.679 *	21.886	32.668	15.482	42.643*	288.0	1	2'35.465	13.984	35.413	16.485	33.886	
11	1'47.717	25.747	33.373	15.724	32.873	288.7	2	1'44.301	21.990	33.487	15.768	33.056	286.4
12	1'42.654	21.815	32.563	15.520	32.756	288.7	3	1'43.765 *	21.852	33.132	15.698	33.083*	287.2
13	1'42.766	21.845	32.685	15.513	32.723	289.5	4	1'43.778 *	21.944	33.099	15.679	33.056*	286.4
14	1'42.980	21.897	32.730	15.526	32.827	285.7	5	1'43.692	21.938	33.150	15.745	32.859	284.2
15th 16 Joe ROBERTS Italtrans Racing Team USA							6	1'43.507	21.820	33.153	15.659	32.875	286.4
Runs=2 Total laps=14 Full laps=11 Valid laps=8							7	1'43.290	21.752	32.916	15.687	32.935	284.9
1	2'17.463	13.905	34.833	16.186	33.754		8	2'06.215 P	23.906	34.276	16.121	51.912	283.4
2	1'44.378	21.990	33.413	15.800	33.175	284.2	9	6'45.575 *	15.106	36.066*	18.845	38.015	
3	1'43.961 *	21.843	33.391	15.736	32.991*	285.7	10	1'43.585	21.924	33.082	15.728	32.851	286.4
4	1'45.238 *	22.000	33.560	15.986	33.692*	287.2	11	1'42.907	21.698	32.810	15.692	32.707	284.9
5	1'52.195	25.452	34.382	18.815	33.546	284.9	12	1'43.585	21.631	33.481	15.679	32.794	285.7
6	1'43.436	21.898	33.075	15.608	32.855	285.7	13	1'42.807 *	21.634	32.776	15.638	32.759*	284.2
7	2'06.456 P	24.531	34.532	16.188	51.205	287.2	14	1'42.938	21.728	32.827	15.670	32.713	284.2
8	7'04.321	14.262	34.715	15.988	33.141		19th 72 Borja GOMEZ Fantic Racing SPA						
9	1'44.334 *	22.28*	33.419	15.791	32.843	282.7	Runs=2 Total laps=14 Full laps=11 Valid laps=7						
10	1'42.863	21.671	32.919	15.596	32.677	284.2	1	2'20.386	13.802	34.892	16.663	34.020	
11	1'42.658	21.567	32.863	15.534	32.694	285.7	2	1'44.676	22.024	33.422	15.923	33.307	285.7
12	1'46.900	21.650	33.059	17.888	34.303	285.7	3	1'44.012 *	21.887	33.127	16.048	32.950*	285.7
13	1'44.847	21.992	33.763	15.873	33.219	285.7	4	1'43.684 *	22.150	33.043	15.639	32.852*	288.0
14	1'43.151	21.733	32.963	15.687	32.768	284.9	5	1'43.422	21.751	33.057	15.760	32.854	291.1
16th 14 Tony ARBOLINO Elf Marc VDS Racing ITA							6	1'43.430	21.864	32.955	15.664	32.947	288.0
Runs=2 Total laps=14 Full laps=11 Valid laps=7							7	2'08.585 P	27.859	34.076	16.488	50.162	284.9
1	2'34.973	13.462	37.826	24.089	34.017		8	6'51.211	13.866	34.799	17.210	35.716	
2	1'44.362	21.949	33.418	15.758	33.237	288.0	9	1'48.930 *	22.14*	37.927	15.989	32.871	284.9
3	1'43.204 *	21.882	32.776	15.516	33.030*	286.4	10	1'43.012	21.790	32.813	15.732	32.677	286.4
4	1'43.788 *	21.934	32.956	15.851	33.047*	285.7	11	1'42.947	21.755	32.802	15.608	32.782	288.7
5	1'43.252	21.808	32.955	15.648	32.841	286.4	12	1'46.944	22.515	34.538	16.731	33.160	288.7
6	1'43.140	21.767	32.868	15.613	32.892	288.0	13	1'43.540 *	21.768	33.033	15.694	33.045*	286.4
7	2'09.693 P	25.692	36.391	16.844	50.766	286.4	14	1'44.709	21.743	33.231	16.004	33.731	285.7
8	6'23.881	13.256	34.316	15.996	33.498								

Fastest Lap: Aron CANET Pons Wegow Los40 SPA **1'42.003** 21.567 32.561 15.414 32.461

These data/results cannot be reproduced, stored and/or transmitted in whole or in part by any manner of electronic, mechanical, photocopying, recording, broadcasting or otherwise now known or herein after developed without the previous express consent by the copyright owner, except for reproduction in daily press and regular printed publications on sale to the public within 60 days of the event related to those data/results and always provided that copyright symbol appears together as follows below.
© DORNA, 2023

Practice Nr. 3

Moto2

Lap	Lap Time	T1	T2	T3	T4	Speed	Lap	Lap Time	T1	T2	T3	T4	Speed	
20th	71	Dennis FOGGIA Italtrans Racing Team ITA					13	1'43.569	22.039	32.895	15.546	33.089	282.7	
		Runs=2	Total laps=12	Full laps=9	Valid laps=7	14	1'50.336	22.101	36.745	16.487	35.003	284.2		
	1	2'17.689	13.878	34.757	16.157	33.787								
	2	1'44.815	22.242	33.504	15.867	33.202	290.3							
	3	1'44.359	22.271	33.172	15.780	33.136	288.7							
	4	1'44.298 *	21.944	33.097	15.727	33.530*	287.2							
	5	2'00.375 P	22.068	34.712	15.937	47.658	287.2							
	6	10'46.125	14.096	34.775	15.967	33.140								
	7	1'44.428 *	22.34*	33.369	15.803	32.914	288.0							
	8	1'43.822	21.774	33.171	15.990	32.887	289.5							
	9	1'43.024	21.755	32.843	15.592	32.834	288.7							
	10	1'45.384	21.817	32.950	16.474	34.143	286.4							
	11	1'45.340	22.052	33.187	15.692	34.409	290.3							
12	1'43.309	21.910	32.833	15.626	32.940	287.2								
21st	84	Zonta VD GOORBE Fieten Olie Racing GP NED												
		Runs=2	Total laps=6	Full laps=3	Valid laps=3									
	1	2'08.439	14.221	35.174	16.556	34.052								
	2	1'44.884	22.306	33.533	16.109	32.936	284.2							
	3	1'43.183	21.817	32.995	15.581	32.790	290.3							
	4	5'48.129 P	21.652	33.067	15.532	4'37.878	289.5							
	5	9'02.790	13.511	34.456	16.068	33.137								
	6	1'43.546	21.908	33.083	15.718	32.837	287.2							
		unfinished	21.666	32.638	15.565		288.0							
	22nd	4	Sean Dylan KELLY American Racing USA											
			Runs=2	Total laps=14	Full laps=11	Valid laps=10								
		1	2'01.059	13.550	34.413	16.912	33.872							
		2	1'47.389	22.367	33.286	16.046	35.690	276.9						
3		1'45.431	22.069	33.209	15.994	34.159	280.5							
4		1'44.053	22.101	32.944	15.793	33.215	280.5							
5		1'44.220	22.090	32.956	16.008	33.166	280.5							
6		1'43.930	22.046	32.984	15.799	33.101	279.0							
7		1'50.151	22.657	35.764	16.692	35.038	281.2							
8		2'01.157 P	21.976	33.094	15.804	50.283	280.5							
9		6'48.481 *	17.814	35.976*	15.963	33.164								
10		1'48.606	22.060	32.928	15.757	37.861	280.5							
11		1'43.409	22.020	32.776	15.709	32.904	279.7							
12		1'43.483	21.850	32.851	15.742	33.040	281.2							
13	1'46.152 *	23.007	34.077	15.849	33.219*	280.5								
14	1'43.315	21.960	32.845	15.694	32.816	279.7								
23rd	24	Marcos RAMIREZ Forward Team SPA												
		Runs=2	Total laps=14	Full laps=11	Valid laps=10									
	1	2'09.230	13.487	34.460	16.199	33.581								
	2	1'45.019	22.439	33.507	15.802	33.271	283.4							
	3	1'44.273	22.142	33.125	15.740	33.266	284.2							
	4	1'44.411	22.156	33.177	15.679	33.399	281.9							
	5	1'49.513	24.675	35.581	15.748	33.509	280.5							
	6	1'48.353	25.782	33.577	15.611	33.383	283.4							
	7	2'04.067 P	22.129	33.185	16.199	52.554	284.2							
	8	8'01.897	14.208	34.090	16.551	34.118								
	9	1'43.747	22.270	32.880	15.570	33.027	284.2							
	10	1'51.726 *	21.977	32.936	15.486	41.327*	282.7							
	11	1'47.931	24.953	32.995	16.264	33.719	286.4							
12	1'43.541	22.057	32.750	15.588	33.146	284.9								
24th	19	Lorenzo DALLA PO Pertamina Mandalika ITA												
		Runs=2	Total laps=14	Full laps=11	Valid laps=8									
	1	2'36.545	14.236	34.764	16.291	33.936								
	2	1'45.342	22.151	33.604	16.085	33.502	286.4							
	3	1'46.142 *	22.795	33.804	15.854	33.689*	285.7							
	4	1'44.252 *	22.012	33.274	15.775	33.191*	285.7							
	5	1'44.227	21.999	33.185	15.913	33.130	286.4							
	6	1'43.861	21.874	33.094	15.764	33.129	286.4							
	7	2'11.510 P	25.216	36.014	18.666	51.614	284.2							
	8	7'35.589	18.444	36.152	18.964	33.782								
	9	1'44.034	22.080	33.325	15.642	32.987	286.4							
	10	1'49.955 *	22.096	33.115	15.679	39.065*	286.4							
	11	1'43.990	21.949	33.283	15.827	32.931	284.9							
12	1'43.637	22.025	33.072	15.645	32.895	287.2								
13	1'44.141	21.999	33.151	15.735	33.256	286.4								
14	1'43.591	21.866	33.151	15.612	32.962	288.7								
25th	33	Rory SKINNER American Racing GBR												
		Runs=2	Total laps=13	Full laps=10	Valid laps=7									
	1	2'13.183	13.707	35.295	16.334	33.944								
	2	1'45.064	22.271	33.497	15.965	33.331	278.3							
	3	1'44.676 *	22.057	33.294	16.019	33.306*	284.2							
	4	1'44.665 *	22.005	33.231	15.879	33.550*	281.2							
	5	1'44.066	21.862	33.137	15.804	33.263	283.4							
	6	2'08.452 P	24.184	36.972	15.978	51.318	281.9							
	7	8'58.513	15.533	37.168	16.734	38.958								
	8	1'44.390 *	22.03*	33.418	15.810	33.130	279.7							
	9	1'43.828	22.027	33.112	15.685	33.004	283.4							
	10	1'45.041	22.411	33.400	15.737	33.493	283.4							
	11	1'43.841	21.902	33.013	15.779	33.147	281.2							
12	1'44.125	21.894	33.174	15.733	33.324	284.2								
13	1'44.172	22.052	33.154	15.711	33.255	284.2								
26th	5	Kohta NOZANE Correos Prepago Yam JPN												
		Runs=1	Total laps=2	Full laps=1	Valid laps=1									
	1	2'02.608	14.240	35.339	16.283	34.030								
	2	1'44.517	22.230	33.176	15.815	33.296	280.5							
		unfinished	21.908	33.183	15.860		279.0							
27th	81	Jordi TORRES Inde GASGAS Aspar SPA												
		Runs=3	Total laps=13	Full laps=8	Valid laps=4									
	1	2'28.289	14.731	36.248	17.003	34.697								
	2	1'47.246	23.141	34.121	16.244	33.740	277.6							
	3	1'46.062 *	22.444	33.588	16.051	33.979*	279.7							
	4	1'45.187 *	22.284	33.415	16.110	33.378*	282.7							
	5	1'44.742	22.251	33.232	15.968	33.291	283.4							
	6	1'44.768	22.186	33.411	15.772	33.399	283.4							
	7	1'44.867	22.316	33.235	15.810	33.506	281.9							
	8	2'07.374 P	22.873	34.823	16.144	53.534	276.9							
	9	7'17.286	15.005	35.144	16.317	33.934								
	10	1'45.485 *	22.354	33.627	15.888	33.616*	275.5							
11	1'46.829 *	22.273	33.729	16.626*	34.201	279.7								
12	2'07.119 P	22.178	33.622	16.676	54.643	279.0								

Fastest Lap: Aron CANET Pons Wegow Los40 SPA **1'42.003** 21.567 32.561 15.414 32.461

These data/results cannot be reproduced, stored and/or transmitted in whole or in part by any manner of electronic, mechanical, photocopying, recording, broadcasting or otherwise now known or herein after developed without the previous express consent by the copyright owner, except for reproduction in daily press and regular printed publications on sale to the public within 60 days of the event related to those data/results and always provided that copyright symbol appears together as follows below.
© DORNA, 2023

Official MotoGP Timing by TISSOT
www.motogp.com

Portimao, Saturday, March 25, 2023

Page 4 of 5

moto2



Practice Nr. 3

Moto2

Lap	Lap Time	T1	T2	T3	T4	Speed	Lap	Lap Time	T1	T2	T3	T4	Speed
13	2'44.087	15.184	34.492	16.340	33.869								

28th 98 **David SANCHIS** Forward Team SPA
 Runs=2 Total laps=14 Full laps=11 Valid laps=9

1	2'11.745	14.533	35.291	16.636	34.116	
2	1'46.279	22.666	33.932	16.099	33.582	276.9
3	1'46.992	22.703	33.995	16.380	33.914	272.7
4	1'45.994 *	22.582	33.553	16.075	33.784*	276.2
5	1'46.702	22.650	34.255	16.282	33.515	276.9
6	1'45.808 *	22.386	33.684*	16.081	33.657	276.9
7	1'45.653	22.534	33.635	16.071	33.413	277.6
8	2'26.492 P	28.784	42.686	17.915	57.107	270.6
9	6'33.688	14.888	35.089	16.413	34.082	
10	1'45.628	22.548	33.612	16.070	33.398	277.6
11	1'45.693	22.386	33.655	16.153	33.499	276.9
12	2'02.959	29.209	42.200	17.519	34.031	274.1
13	1'45.394	22.332	33.538	15.973	33.551	275.5
14	1'45.211	22.308	33.556	16.000	33.347	274.8

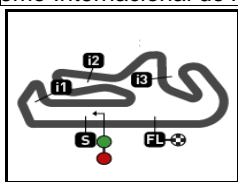
Fastest Lap: Aron CANET Pons Wegow Los40 SPA **1'42.003** 21.567 32.561 15.414 32.461

These data/results cannot be reproduced, stored and/or transmitted in whole or in part by any manner of electronic, mechanical, photocopying, recording, broadcasting or otherwise now known or herein after developed without the previous express consent by the copyright owner, except for reproduction in daily press and regular printed publications on sale to the public within 60 days of the event related to those data/results and always provided that copyright symbol appears together as follows below.
 © DORNA, 2023

Official MotoGP Timing by **TISSOT**
 www.motogp.com

Portimao, Saturday, March 25, 2023





4592 m.

GRANDE PRÉMIO TISSOT DE PORTUGAL

Practice Nr. 3

Best Partial Times

IT Ideal Lap Time, sum of the best partial times

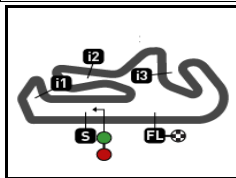
BT Best Lap Time

T1		T2		T3		T4				IT	BT	
Pos	Rider	Time	Rider	Time	Rider	Time	Rider	Time	Pos	Rider	IT	BT
1	P.ACOSTA	21.452	F.SALAC	32.459	S.LOWES	15.340	F.ALDEGUER	32.427	1	A.CANET	1'41.906	1'42.003 (1)
2	A.LOPEZ	21.469	B.BALTUS	32.553	P.ACOSTA	15.385	A.CANET	32.461	2	F.SALAC	1'41.977	1'42.089 (2)
3	A.CANET	21.470	A.CANET	32.561	A.LOPEZ	15.387	F.SALAC	32.545	3	P.ACOSTA	1'42.105	1'42.128 (3)
4	B.BALTUS	21.493	A.ARENAS	32.563	A.CANET	15.414	J.DIXON	32.579	4	B.BALTUS	1'42.140	1'42.200 (6)
5	M.GONZALEZ	21.517	J.DIXON	32.567	F.ALDEGUER	15.416	C.VIETTI	32.585	5	A.LOPEZ	1'42.146	1'42.146 (4)
6	F.SALAC	21.521	D.BINDER	32.599	B.BENDSNEYDE	15.430	B.BALTUS	32.586	6	F.ALDEGUER	1'42.171	1'42.174 (5)
7	S.GARCIA	21.525	P.ACOSTA	32.605	M.GONZALEZ	15.446	A.LOPEZ	32.596	7	M.GONZALEZ	1'42.241	1'42.376 (7)
8	F.ALDEGUER	21.549	Z.VD GOORBER	32.638	F.SALAC	15.452	M.GONZALEZ	32.607	8	J.DIXON	1'42.319	1'42.438 (8)
9	J.ROBERTS	21.567	S.CHANTRA	32.660	S.CHANTRA	15.461	S.GARCIA	32.642	9	C.VIETTI	1'42.395	1'42.510 (10)
10	T.ARBOLINO	21.601	M.GONZALEZ	32.671	A.ARENAS	15.482	S.LOWES	32.658	10	S.LOWES	1'42.407	1'42.451 (9)
11	S.CHANTRA	21.606	C.VIETTI	32.683	M.RAMIREZ	15.486	P.ACOSTA	32.663	11	S.GARCIA	1'42.475	1'42.601 (12)
12	B.BENDSNEYDE	21.614	S.LOWES	32.685	B.BALTUS	15.508	A.ARENAS	32.674	12	A.ARENAS	1'42.534	1'42.654 (14)
13	C.VIETTI	21.616	A.LOPEZ	32.694	C.VIETTI	15.511	J.ROBERTS	32.677	13	D.BINDER	1'42.547	1'42.889 (17)
14	J.ALCOBA	21.631	S.GARCIA	32.719	D.BINDER	15.511	B.GOMEZ	32.677	14	S.CHANTRA	1'42.550	1'42.613 (13)
15	J.DIXON	21.640	T.ARBOLINO	32.748	T.ARBOLINO	15.516	D.BINDER	32.696	15	B.BENDSNEY	1'42.559	1'42.567 (11)
16	Z.VD GOORBER	21.652	M.RAMIREZ	32.750	Z.VD GOORBER	15.532	J.ALCOBA	32.707	16	Z.VD GOORBE	1'42.612	1'43.183 (21)
17	S.LOWES	21.724	S.KELLY	32.776	J.DIXON	15.533	B.BENDSNEYDE	32.723	17	J.ROBERTS	1'42.641	1'42.658 (15)
18	D.BINDER	21.741	J.ALCOBA	32.776	J.ROBERTS	15.534	T.ARBOLINO	32.787	18	T.ARBOLINO	1'42.652	1'42.785 (16)
19	B.GOMEZ	21.743	F.ALDEGUER	32.779	S.GARCIA	15.589	Z.VD GOORBER	32.790	19	J.ALCOBA	1'42.752	1'42.907 (18)
20	D.FOGGIA	21.755	B.BENDSNEYDE	32.792	D.FOGGIA	15.592	S.KELLY	32.816	20	B.GOMEZ	1'42.830	1'42.947 (19)
21	A.ARENAS	21.815	B.GOMEZ	32.802	B.GOMEZ	15.608	S.CHANTRA	32.823	21	D.FOGGIA	1'43.014	1'43.024 (20)
22	S.KELLY	21.850	D.FOGGIA	32.833	L.DALLA PORTA	15.612	D.FOGGIA	32.834	22	S.KELLY	1'43.136	1'43.315 (22)
23	R.SKINNER	21.862	J.ROBERTS	32.863	J.ALCOBA	15.638	L.DALLA PORTA	32.895	23	M.RAMIREZ	1'43.240	1'43.541 (23)
24	L.DALLA PORTA	21.866	R.SKINNER	33.013	R.SKINNER	15.685	R.SKINNER	33.004	24	L.DALLA PORT	1'43.445	1'43.591 (24)

These data/results cannot be reproduced, stored and/or transmitted in whole or in part by any manner of electronic, mechanical, photocopying, recording, broadcasting or otherwise now known or herein after developed without the previous express consent by the copyright owner, except for reproduction in daily press and regular printed publications on sale to the public within 60 days of the event related to those data/results and always provided that copyright symbol appears together as follows below.
© DORNA, 2023

Official MotoGP Timing by 
www.motogp.com





4592 m.

GRANDE PRÉMIO TISSOT DE PORTUGAL

Practice Nr. 3

Best Partial Times

Moto2™

IT Ideal Lap Time, sum of the best partial times

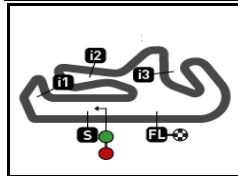
BT Best Lap Time

T1		T2		T3		T4				<i>IT</i>	<i>BT</i>	
Pos	Rider	Time	Rider	Time	Rider	Time	Rider	Time	Pos	Rider		
25	K.NOZANE	21.908	L.DALLA PORTA	33.072	S.KELLY	15.694	M.RAMIREZ	33.027	25	R.SKINNER	1'43.564	1'43.828 (25)
26	M.RAMIREZ	21.977	K.NOZANE	33.176	J.TORRES	15.772	J.TORRES	33.291	26	K.NOZANE	1'44.195	1'44.517 (26)
27	J.TORRES	22.178	J.TORRES	33.232	K.NOZANE	15.815	K.NOZANE	33.296	27	J.TORRES	1'44.473	1'44.742 (27)
28	D.SANCHIS	22.308	D.SANCHIS	33.538	D.SANCHIS	15.973	D.SANCHIS	33.347	28	D.SANCHIS	1'45.166	1'45.211 (28)

These data/results cannot be reproduced, stored and/or transmitted in whole or in part by any manner of electronic, mechanical, photocopying, recording, broadcasting or otherwise now known or herein after developed without the previous express consent by the copyright owner, except for reproduction in daily press and regular printed publications on sale to the public within 60 days of the event related to those data/results and always provided that copyright symbol appears together as follows below.
© DORNA, 2023

Official MotoGP Timing by **TISSOT**
www.motogp.com






4592 m.

GRANDE PRÉMIO TISSOT DE PORTUGAL

Practice Nr. 3

Fastest Laps Sequence

<i>Practice Time</i>	 <i>Rider</i>	<i>Nation</i>	<i>Motorcycle</i>	<i>Time</i>	<i>Km/h</i>	<i>Rider's Lap</i>
3'39.017	21 Alonso LOPEZ	SPA	BOSCOSCURO	1'43.693	159.4	2
3'58.952	37 Pedro ACOSTA	SPA	KALEX	1'43.214	160.1	2
5'24.805	22 Sam LOWES	GBR	KALEX	1'42.821	160.7	3
9'09.571	37 Pedro ACOSTA	SPA	KALEX	1'42.488	161.2	5
13'11.783	12 Filip SALAC	CZE	KALEX	1'42.470	161.3	7
23'45.468	7 Barry BALTUS	BEL	KALEX	1'42.277	161.6	10
25'27.668	7 Barry BALTUS	BEL	KALEX	1'42.200	161.7	11
28'05.807	54 Fermín ALDEGUER	SPA	BOSCOSCURO	1'42.174	161.7	13
28'07.439	21 Alonso LOPEZ	SPA	BOSCOSCURO	1'42.146	161.8	13
28'07.483	40 Aron CANET	SPA	KALEX	1'42.003	162.0	12

These data/results cannot be reproduced, stored and/or transmitted in whole or in part by any manner of electronic, mechanical, photocopying, recording, broadcasting or otherwise now known or herein after developed without the previous express consent by the copyright owner, except for reproduction in daily press and regular printed publications on sale to the public within 60 days of the event related to those data/results and always provided that copyright symbol appears together as follows below.

© DORNA, 2023

Official MotoGP Timing by TISSOT
www.motogp.com

Portimao, Saturday, March 25, 2023

